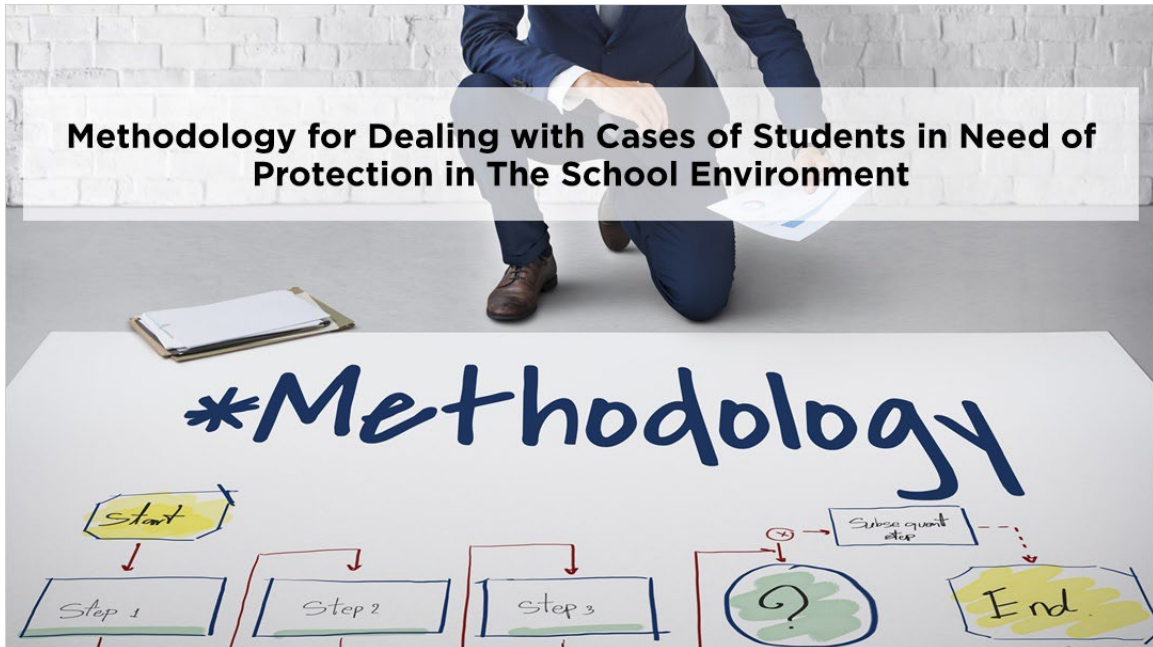


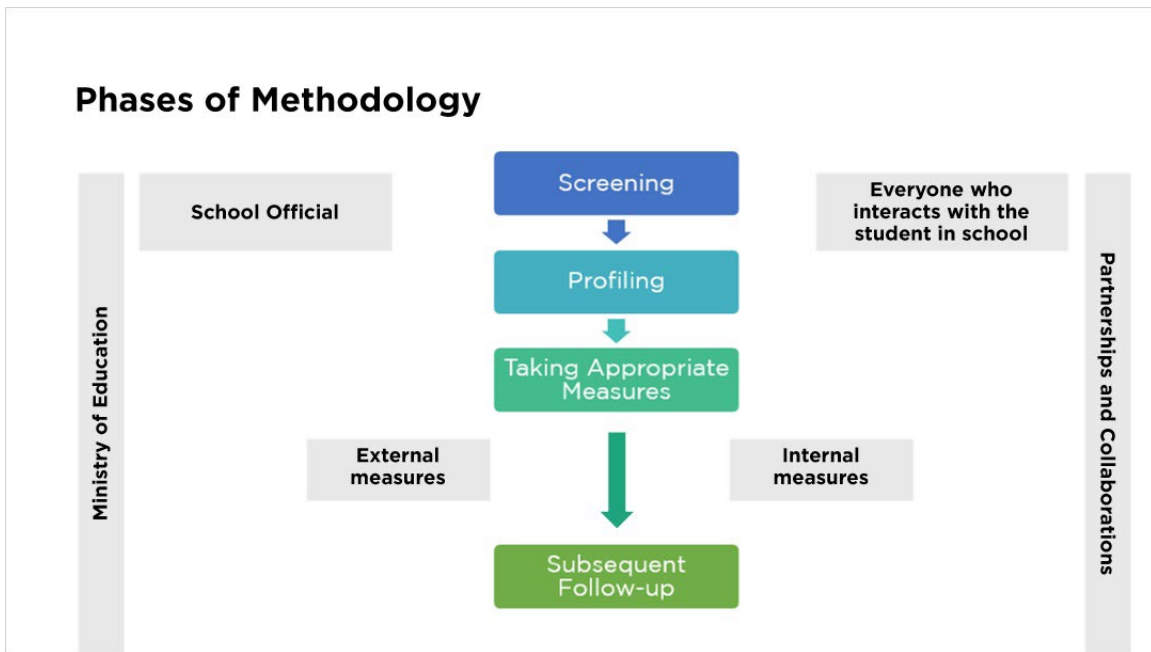
Methodology for Dealing with Cases of Students in Need of Protection in The Scho

1.1 Methodology for Dealing with Cases of Students in Need of Protection in The School Environment

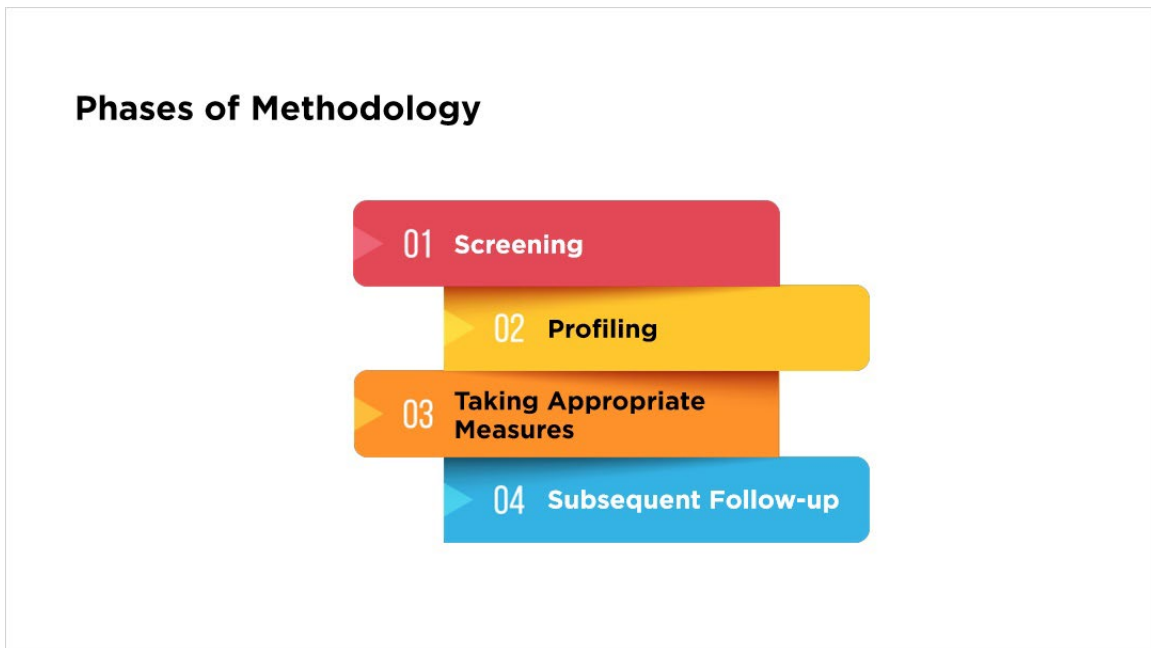


Notes:


1.11 Phases of Methodology




1.12 Phases of Methodology




1.13 Screening Phase

	<p>Screening Phase</p> <p>Early Detection:</p>	<p>Early detection prevents exacerbation of danger and thus the difficulty of providing the necessary response.</p> <p>Safe monitoring means preserving the privacy of the student and not exposing him to any kind of harm in order to protect him.</p>
---	--	--

1.14 Screening Phase

	<p>Screening Phase</p> <p>Early Detection:</p>	<p>What?</p> <p>Detecting or inquiring at an early stage (before danger escalates) in a safe manner (does not cause further harm) about the existence of a student in need of protection.</p> <p>How?</p> <ul style="list-style-type: none">• Raw information / data we obtain through: Facts we observe• Warning signs: indicators and facts• Direct remarks and statements based on facts <p>Who?</p> <ul style="list-style-type: none">• School's educational and administrative staff• Students• Other staff• Individuals authorized to enter school premises
---	--	---

1.15 Roles During the Screening Phase


	<h3>Roles During the Screening Phase</h3> <p>Early Detection:</p>	<p>Observation and collecting Information:</p> <ul style="list-style-type: none">• Paying attention to the warning signs• List and communicate the warning signs, their causes and frequencies with the school official• Relay the student's/learner's statements, word by word, to the school official• Relay the statements of peers, word by word, to the school official
---	--	--

1.16 Screening Phase - Warning Signs



Notes:


1.17 Warning Signs Table

Screening Phase Warning Signs Table  Warning Signs List	01 Visible physical signs	02 Behavioral indications	03 Self-injurious behavior
	04 Physical signs	05 Signs related to school environment	06 Signs related to home and social environment
	07 Signs of stress and psychological violence	08 Signs of misuse of websites and social networks	09 Signs of child labor

1.18 Info

It is important to be familiar with the warning signs and to be aware of everything that could be a source of concern regardless of the student's disciplined behavior or his satisfactory school performance.


Attention should be paid to the repetition of the signs and the extent to which they are related to each other.



1.19 Please Think

Please Think


Please write down some examples related to the types of warning signs you encounter or hear about at your school and then press the submit button.



→

1.30 Warning Signs List

Warning Signs List



The warning signs you may encounter in your school are as follows

Notes:

1.31 Visible Physical Signs

Warning Signs

Visible Physical Signs

- Neglected or inappropriate appearance, poor personal hygiene
- Inappropriate clothes for age and weather conditions
- Feeling short of breath and cramping outside the framework of illness or fever
- Being in a coma
- Visible increase in head circumference
- Bruises / burns / gashes / fractures with an unsatisfactory explanation
- Traces of wounds that take the shape of teeth or fingers or the shape of the used tool that caused them
- Visible burns on the soles of the feet / palms of hands/back
- Loss of hair on the scalp (referring to hair pulling, balding)



Notes:

1.32 Behavioral Signs

Warning Signs

Behavioral Signs

- Eating disorder (anorexia, vomiting, gluttony)
- Groaning from hunger (looking for and stealing food)
- Muttering
- Relapsing speech into infantile language
- Fear, anxiety, introversion, repression, solitude, cessation of play
- Aggressive and violent manifestations (frequent fighting, biting, scattering and throwing objects)
- Excessive attention-seeking (Request for cuddling, constant accompaniment, expression of love)
- Using expressions and behavior that are inappropriate for the age
- Showing early maturity



Notes:

1.33 Behavioral Signs

Warning Signs

Behavioral Signs

- Sleep disorders: Irregular sleep / insomnia / nightmares / fear of sleep
- Constant breaking of rules and boundaries
- Easily frustrated
- Lack of patience and tolerance
- Not engaging in relationships with other children
- Staying away and withdrawal
- Mind-wandering
- Constant alertness and extreme caution
- Feelings of deserving of punishment
- Quick to get angry and irritated
- Persistent and visible depression



Notes:

1.34 Behavioral Signs

Warning Signs

Behavioral Signs

- Early sexual occupation (seduction and nudity / showing genitals / inserting objects into the vagina and anus)
- Rejection to undress (in the pool, for example)
- Refusal of all physical contact with others (intolerance to touch and approach)
- Aversion and retreat
- Inappropriate touching and caressing of others (such as placing a hand on the thigh...)
- Frequent washing of hands, face and body (feeling dirty)
- Feeling paralyzed in front of authority
- Misuse of websites (dangerous games/watching pornographic movies /indecent photography/exploitation/ unsafe conversations)



Notes:

1.35 Self-Injurious Behavior

Warning Signs

Self-Injurious Behavior

- Self-mutilation
- Committing or expressing the intention of a suicide attempt
- Excessive use of drugs / alcohol / narcotic or toxic substances
- Escape, disappearance, solitude for a long time
- Staying up late at night
- Gambling
- Making trouble / quarrels / extreme violence



Notes:

1.36 Pathological Physical Symptoms

Warning Signs

Pathological Physical Symptoms

- Suffering from recurring abdominal pain
- Suffering from frequent headaches
- Sudden weight loss
- Rapid weight gain
- Urinary incontinence
- Fecal incontinence
- Feeling of suffocation and fainting
- Constant and unexplained fatigue
- Intentional neglect of personal hygiene
- Constant feeling of boredom
- Excessive movement and hyperactivity
- Recurrent infections and redness in the genitals



Notes:

1.37 Signs Related to the

School Environment

Warning Signs

Signs Related to the School Environment

- Tendency to solitude
- Skipping school
- Sudden drop in school performance
- Too early to get to school
- Too late to leave school
- Parents' constant refusal to participate in their child's extracurricular activities
- Sudden decline or indifference to creative activities
- Difficulty learning and concentrating
- Frequent and unjustified absence of parents



Notes:

1.38 Signs Related to the

School Environment

Warning Signs

Signs Related to the School Environment

- **Destruction and vandalism of property**
- **Threat and intimidation**
- **Attacking and cursing**
- **Breaking windows, doors and school benches**
- **Drilling and graffiti**
- **Vandalism or destruction of bathrooms**
- **Ripping books, pictures, teaching aids and curtains**
- **Bullying, contempt**
- **Name calling, irony, cursing**
- **Beatings, violent stampedes and quarrels**



Notes:

1.39 Signs Related to Home and

Social Environment

Warning Signs

Signs Related to Home and Social Environment

- Lack of parental supervision
- Lack of health and psychological care
- Imbalance at the level of parental supervision (homework, trips...)
- Weakness in the exercise of parental authority
- Confining the student in the closed family circle
- Lack of stimulation and interaction or communication with children (depending on age)



Notes:

1.40 Signs Related to Home and

Social Environment

Warning Signs

Signs Related to Home and Social Environment

- Lack of meeting the needs of the juvenile student
- Use of cursing in the context of speech and communication
- There are no keys to the doors of the house, including the bathroom
- Sharing a bed with others



Notes:

1.41 Signs of Stress and Psychological

Violence

Warning Signs

Signs of Stress and Psychological Violence

- Psychological manipulation and emotional blackmail
- Forcing a juvenile student to comply with the needs and wants of adults
- Encouraging theft / begging
- Cursing / humiliation /contempt
- Self-abasement
- Drawings and writings that reflect violence
- Feeling of being unloved
- Lack of emotional attachment to toys / children / animals



Notes:

1.42 Signs of Misuse of Websites and Communication Networks

Warning Signs

Signs of Misuse of Websites and Communication Networks

- Presence of recordings / photos / films published on social media or transmitted through devices and means of communication
- Sending and receiving harmful communications, messages, including irony and threats
- Spread pornographic pictures of student
- Filming and publishing violent scenes
- Tendency to make erotic gestures in front of the camera
- Posting fake photos or recordings
- Constant expression of guilt



Notes:

1.43 Signs of Child Labor

Warning Signs

Signs of Child Labor

- Constant and unexplained absence from school
- Constant fatigue
- Pallor
- Lack of activity
- Juvenile's possession of a suspicious amount of money



Notes:

1.44 Signs of Children's Engagement in Military Drills

Warning Signs

Signs of Children's Engagement in Military Drills

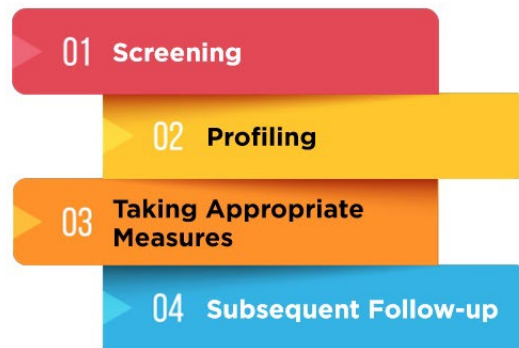
- **Combat and fighting games after a period of absence from school**
- **News and writings narrated by the student that focuses on war topics**
- **Familiarity with the types of weapons**



Notes:


1.45 Phases of Methodology

Phases of Methodology




1.46 Profiling

Role of Educational Counselor

	<p>Profiling</p> <p>Role of Educational Counselor</p>	<p>What?</p> <p>Accurately describe the case, clarify its various aspects and the reality of its situation prior to its evaluation and proposing the appropriate measure</p> <p>How?</p> <p>Interview, observe, take notes, review facts and data</p> <p>Who?</p> <p>The educational counselor has a pivotal role in conducting the identification process</p>
--	---	---

1.47 Info



Profiling stage requires the intervention of persons with specialization, including the educational director, who follow the guidelines and regulations in the Department of Guidance and Counseling within the General Directorate of Education (DOPS).

These persons work to develop the psychological, social and academic skills of the learner, with the aim of protecting him, helping him understand himself, facing his difficulties, knowing his abilities and capabilities and utilizing them in achieving his or her goals

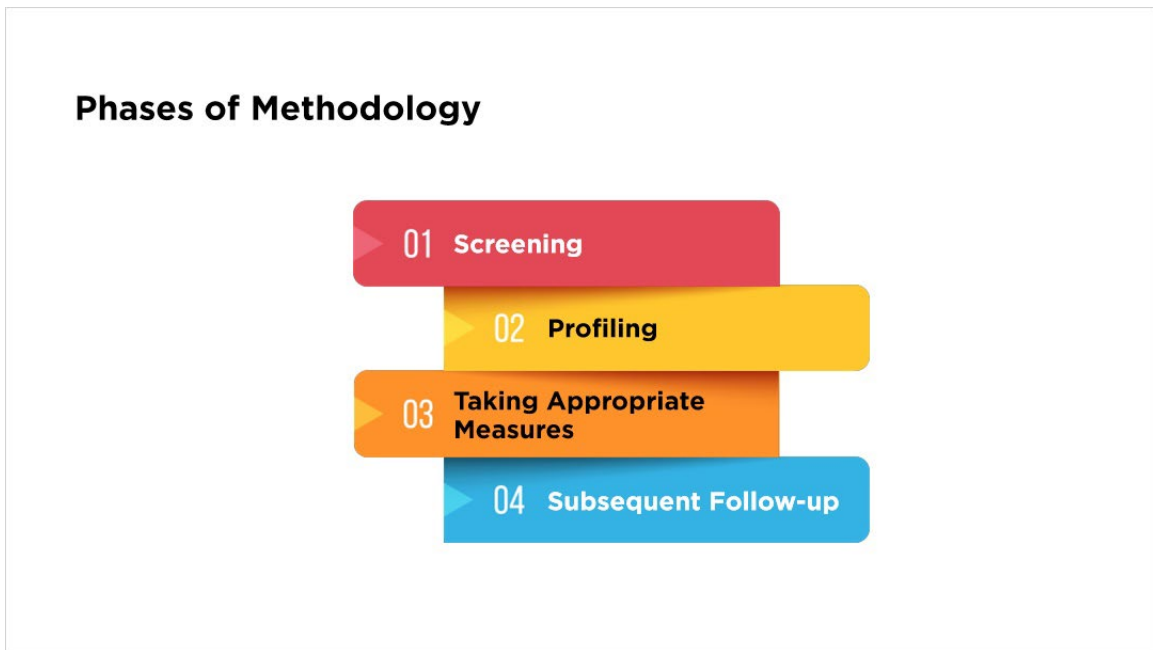
1.48 The Role of the Educational Counselor

The Role of the Educational Counselor


-  School visits
-  Interview with school principal
-  Interview with school staff who have information about the case
-  View case files
-  The school staff, led by the principal, must cooperate with the educational counselor to make his or her mission of protecting the students a success.



1.49 Phases of Methodology



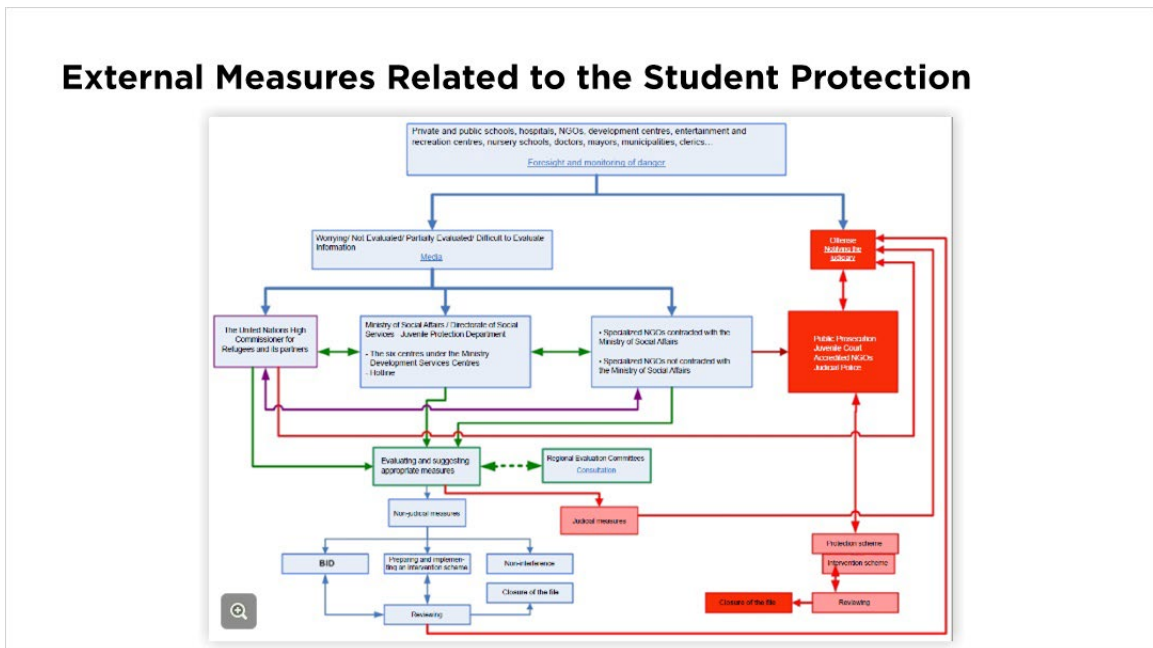
1.50 Taking Appropriate Measures

	<h3>Taking Appropriate Measures</h3>	<p>What?</p> <p>It is a combination of decisions, procedures and actions that eliminate the situation and / or mitigate its consequences.</p> <p>How?</p> <p>Internal and external measures (against the victim and perpetrator of violence)</p> <p>Who?</p> <p>Guidance counsel - educational counselor, principal, a specialized committee.</p>
---	--------------------------------------	--

1.51 Info



1.52 Flow Chart: External Measures Related to the Student Protection



1.53 External Measures Related to Employees Who are Perpetrators of Violence

External Measures Related to Employees Who are Perpetrators of Violence

- ⊘ Disciplinary actions practiced by educators / teachers is actually contrary to the law.
- ⊘ A penal liability, in addition to the behavioral responsibility, rests with the educator who takes disciplinary actions.
- ⊘ Article 186 of the Penal Code amended by Law No. 286/2014
- ⊘ “The law permits: - the types of discipline practiced by fathers and mothers on their children, provided that they do not leave any trace on the children’s body or cause harm to their physical or psychological health.”



1.54 Internal Measures



Taking Appropriate Measures Internal Measures

It falls under the authority and jurisdiction of the school and the rest of the parties in the Ministry of Education and Higher Education.

1.55 Internal Measures

Taking The Appropriate Measures

Internal Measures

For The Student:

Some cases may not require referral to external parties where psychosocial support can be provided to the student. In the event that the student is abusive, the principal shall contact the guidance council.



For The Perpetrator of Violence:

School staff and the administration has the right to impose the behavioral penalties stipulated in the system. Several circulars were issued warning teachers against adopting violence and methods of education that reject dignity of others.



Notes:

1.56 Internal Measures

Taking Appropriate Measures

Internal Measures

For The Student:

- Self-social support
- Educational system and board of directors



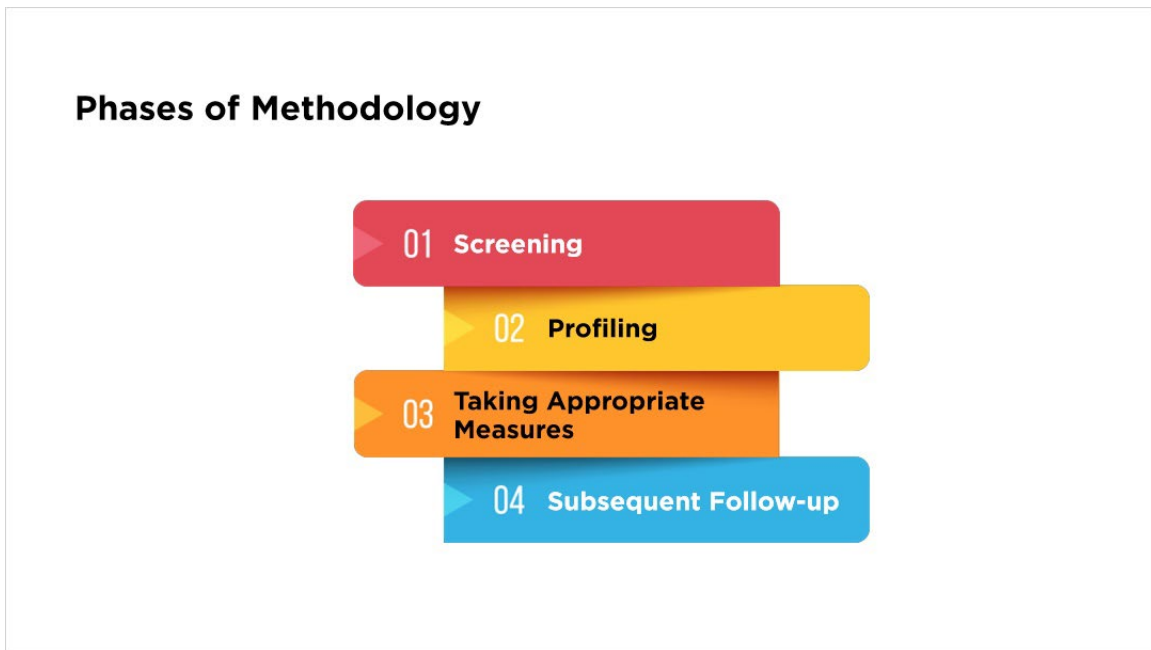
For The Perpetrator of Violence Among the Employees

- Behavioral accountability



Notes:

1.57 Phases of Methodology



1.58 Subsequent Follow-up



Subsequent Follow-up

What?

How to deal with the student and the rest of the parties in the school after taking the necessary measures to protect him or her

How?

- School/educational psychosocial support
- Collaboration with parents
- Implementing the recommendations issued by the relevant internal and external bodies

Who?


The educational counselor plays a pivotal role in the subsequent follow-up phase

1.59 Info

Taking appropriate measure does not mean that the role of the school and the rest of the parties has ended. A follow up to the student must be conducted up after implementing the appropriate measures.

Examples: If the Ministry of Social Affairs is notified, the Ministry of Social Affairs can submit specific educational recommendations regarding how to deal with the student through the educational counselor. Specific educational recommendations regarding how to deal with the student can be implemented taking into account his situation. These recommendations are communicated through the educational counselor.

These educational recommendations are provided through psychosocial support



Notes:

1.60 Session End

